




# STUDENT EQUALITY REPORT

Reporting Period  
1<sup>st</sup> August 2022 – 31<sup>st</sup> July 2023



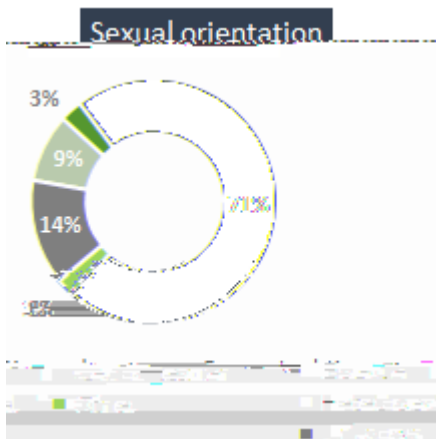
# INTRODUCTION

**This report presents a snapshot of the sex, gender, ethnicity, disability, religion, age group and sexual orientation of all Bangor University Students registered for the 2022/23 academic year. It aims to assist those working to**




Gender

	n	%
Same as at Birth	7,747	71.6%
Different to Birth	2,95	2.7%
Unknown	1,494	13.8%
<b>Total</b>	<b>10,825</b>	




Sexual orientation

	n	%
Bisexual	974	9.0%
Gay or Lesbian	315	2.9%
Heterosexual	7,747	71.6%
Other	295	2.7%
Unknown	1,494	13.8%
<b>Total</b>	<b>10,825</b>	

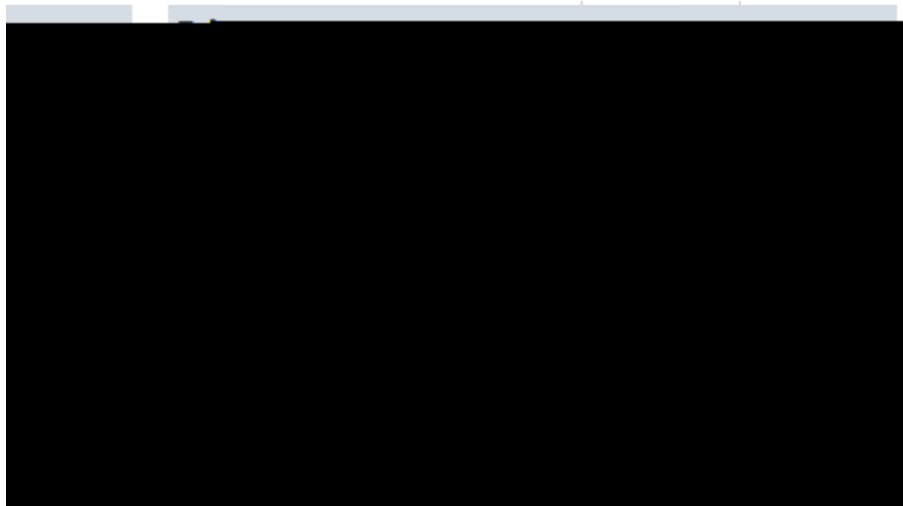
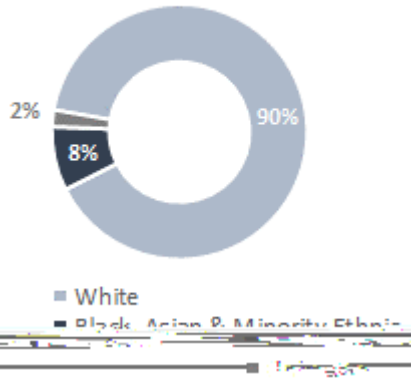


### Disability




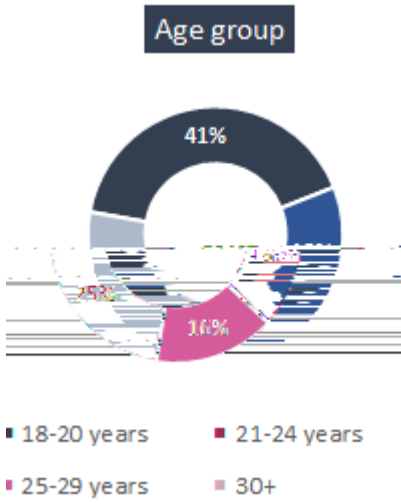
Disability	n	%
Disabled	2 371	21.9%

### Ethnicity: UK students



### Religion





		Age group	n	%
All students		17 and under	31	< 1%
		18-20 years	4,450	41%
		21-24 years	1,940	18%
		25-29 years	1,671	15%
		30+	1,051	10%
<b>Total</b>				



